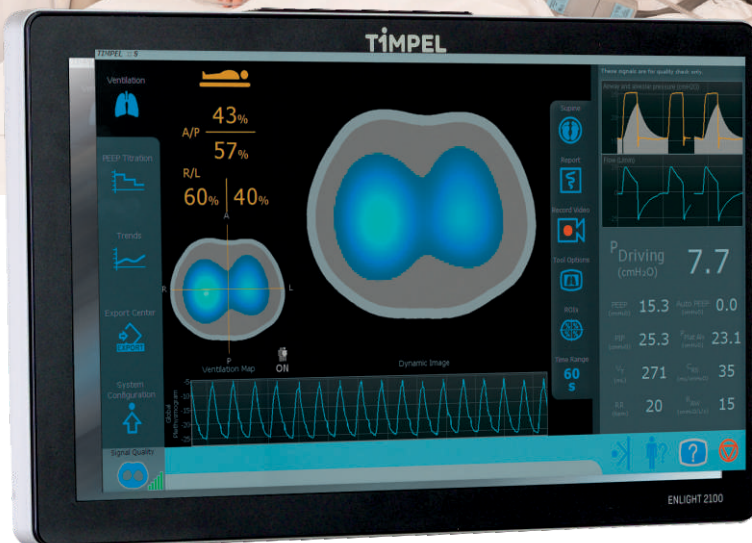


Enlight 2100



Smart, Simple and Bedside expertise that makes Precision Ventilation a reality



TIMPEL
PRECISION VENTILATION

"We are convinced that each and every person is unique requiring individualized mechanical ventilation. Therefore, Timpel is committed to provide a state of the art expert system to help Healthcare Professionals make better clinical decisions and to reduce the costs associated with mechanical ventilation."

"Enlight 2100, with its unique Electrical Impedance Tomography technology, is a significant milestone in lung monitoring that enables precision medicine at the bedside – one size does not fit all."

Rafael Holzhacker, CEO

Simple. Smart. Bedside.

Enlight 2100 Makes Precision Ventilation a Reality

Passion for Ventilation

Timpel is a leading provider of Electrical Impedance Tomography (EIT). Timpel's goal is to provide tools for Healthcare Professionals (HCPs) to increase their focus on patient care, to spend less time making treatment decisions based on assumptions, and to protect the patient from the hidden dangers and unwanted side effects caused by mechanical ventilation.

Enlight 2100 is an advanced EIT system, compatible with all ventilators, designed to support physicians, nurses and respiratory therapists in the mechanical ventilation of patients (neonatal, pediatric and adults).

The system enables real-time, bedside lung function visualization. It is radiation free, only applying an imperceptible electrical current. The resulting impedance variation is measured through electrodes placed around the patient's thorax. Clear and functional images are generated, representing regional distributions of ventilation.

Enlight 2100 tools and information enable the HCP to develop an individualized, targeted and timely ventilation strategy based on patient needs.

Using the system, HCPs can easily visualize and understand the impact of ventilation on the patient. The system enables the HCPs to use data to provide on time, individualized ventilation.

All information can be stored and retrieved for documentation and offline analysis.



Individualized



Targeted

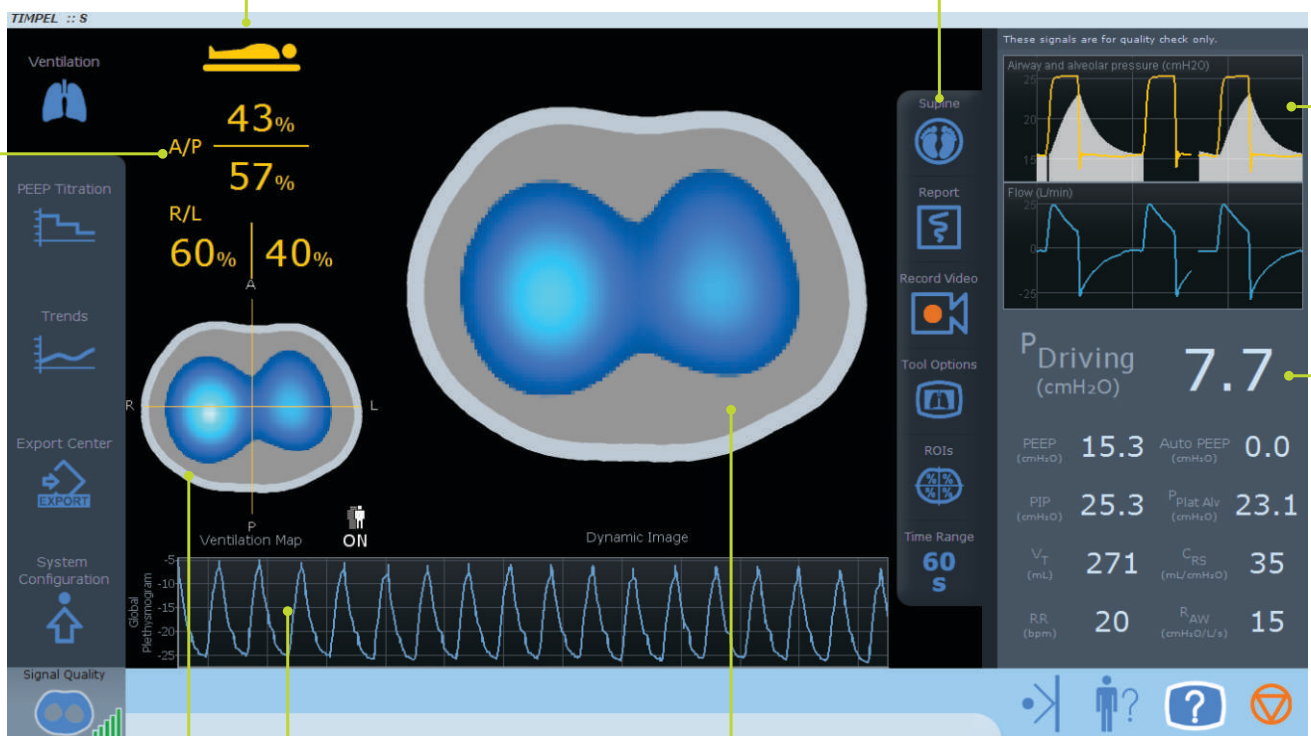


Timely

VENTILATION
DISTRIBUTION

PATIENT POSITION

LUNG MECHANICS



VENTILATION MAP

PLETHYSMOGRAM:
TIDAL VOLUME AND AERATION

DYNAMIC IMAGE

DRIVING PRESSURE

Precise. Visible. Safe .

Dedicated for individualized, targeted and timely ventilation

Precision Ventilation

Individualized

- Provides continuous, real-time images of the regional distribution of ventilation at the patient's bedside
- Provides images that are comprehensive, chronological and consistent
- Provides high temporal resolution

Targeted treatment

- Provides information to support the development of an appropriate ventilation strategy for each patient
- Gives instantaneous visual feedback
- Enables assessment of an individual's response to ventilatory interventions

Timely Intervention

- Allows early identification of potential respiratory deterioration
- Could support the early intervention
- Can be used continuously from intubation to weaning

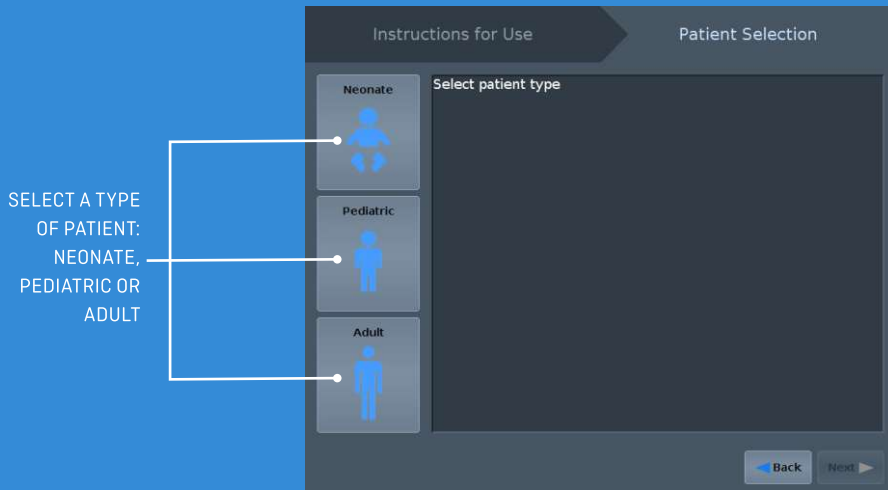
Safety

- Makes ventilation visible
- Helps to increase the right and successful treatment due to the visual real time representation of lungs, providing physiological hard data at the bedside
- Allows clinical action and measurements to reduce complications

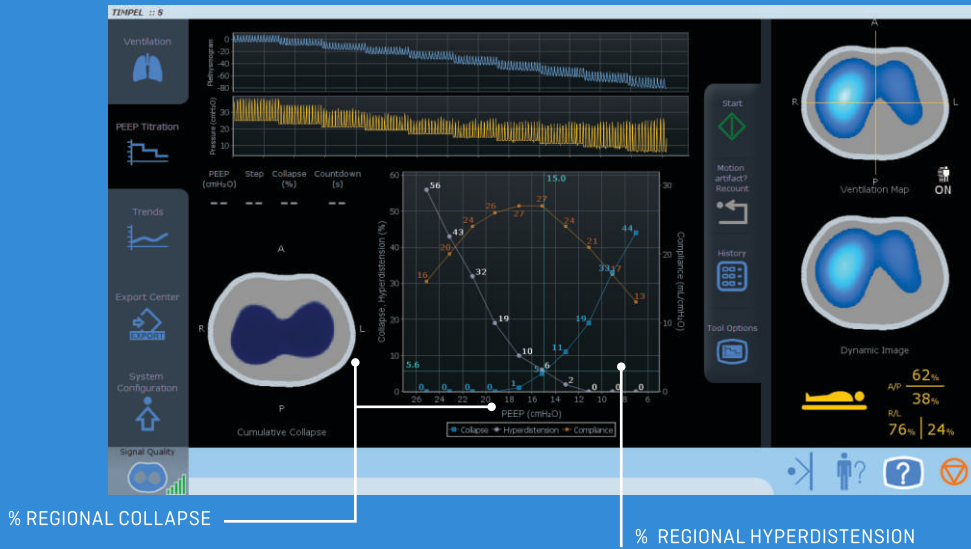
Effectiveness

- Combines global ventilatory mechanics and regional lung information on one device
- Displays previously inaccessible, relevant information at the bedside
- Available at the bedside in the ICU and OR, no in-hospital transport needed.
- Easy to use, with a fast learning curve
- Enables quick and comprehensive video recordings of ventilation

PATIENT AGE RANGE



PEEP TITRATION



TRENDS



Focused expertise

For State-of-the-art Ventilation

Timpel is a leading provider of Electrical Impedance Tomography, covering the needs of all HCPs involved in ventilation and respiratory care.

Timpel's multidisciplinary team is formed from a strong partnership between academia and industry, having a long-term commitment for the success of its customers, to benefit HCPs, patients and the entire healthcare system.

With offices in the Netherlands and in Brazil, and an installed base in major European countries, Timpel Enlight 2100 has CE Mark and all required approvals according to European Directives for Medical Devices

"We are excited to provide the Enlight 2100 solution to support safe and effective ventilation. Enlight 2100 provides visibility, precision and individualization at the bedside to benefit clinicians and patients."

"Our solution is a natural response to current ventilation needs."

Hayat Koubaa, Business & Marketing



www.timpelmedical.com
info@timpelmedical.com
High Tech Campus 9
Postbus 775
5600 AT Eindhoven
Netherlands